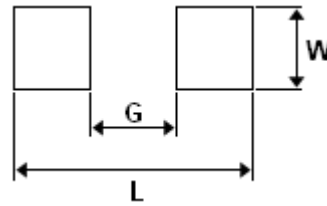


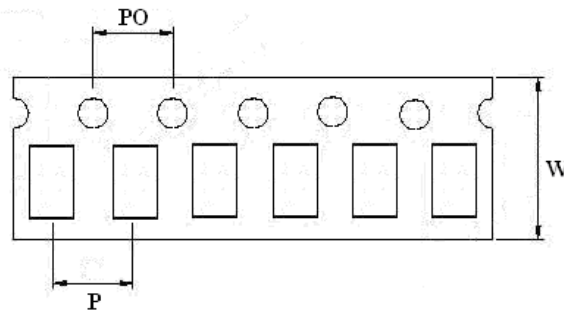
SPECIFICATION FOR APPROVAL

PAD LAYOUT: (UNIT: mm)

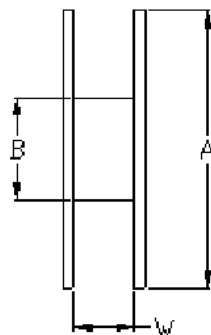
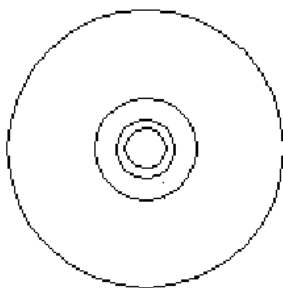


ITEM	L (Ref.)	W (Ref.)	G (Ref.)
HCL1005	2.1	0.55	0.5
HCL1608	2.6	0.80	0.6
HCL2012	3.0	1.00	1.0

PACKAGING QUANTITY: (UNIT: mm)



TYPE	P (Ref)	Po(Ref)	W (Ref)	PCS / REEL
HCL0603	4.0	4.0	8.0	15000
HCL1005	4.0	4.0	8.0	10000
HCL1608	4.0	4.0	8.0	4000
HCL2012	4.0	4.0	8.0	4000



TYPE	A (Ref)	B (Ref)	W (Ref)
HCL0603	178	60	9
HCL1005	178	60	9
HCL1608	178	60	9
HCL2012	178	60	9

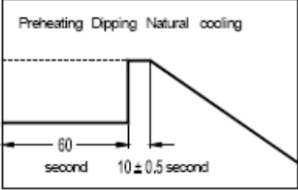
CORE MASTER ENTERPRISE CO., LTD.

<http://www.coremaster.com.tw>



SPECIFICATION FOR APPROVAL

RELIABILITY AND TEST CONDITIONS:

Item	Performance	Test Condition															
Operating Temperature	-40~+125°C																
Rated Current	Refer to standard electrical characteristics list.																
Temperature Rise Test	40°C max. (Δt)																
Solder heat Resistance	Appearance: No significant abnormality. Inductance change: Within $\pm 30\%$.	Preheat: 150°C, 60sec. Solder : H63A Solder temperature: 260+0-5°C Flux: rosin Dip time: 10 \pm 0.5sec. <div style="text-align: right;">  </div>															
Thermal shock		Condition for 1 cycle Step1: -25 \pm 2°C 30 \pm 3 min. Step2: Room temperature 15 min. Step3: +105 \pm 2°C 30 \pm 3 min. Step4: Room temperature 15 min. Number of cycles: 50 <table border="1" style="margin-left: auto; margin-right: auto;"> <thead> <tr> <th>Phase</th> <th>Temperature(°C)</th> <th>Time(min)</th> </tr> </thead> <tbody> <tr> <td style="text-align: center;">1</td> <td style="text-align: center;">-25\pm2°C</td> <td style="text-align: center;">30\pm3</td> </tr> <tr> <td style="text-align: center;">2</td> <td style="text-align: center;">Room Temp.</td> <td style="text-align: center;">15</td> </tr> <tr> <td style="text-align: center;">3</td> <td style="text-align: center;">+105\pm2°C</td> <td style="text-align: center;">30\pm3</td> </tr> <tr> <td style="text-align: center;">4</td> <td style="text-align: center;">Room Temp.</td> <td style="text-align: center;">15</td> </tr> </tbody> </table>	Phase	Temperature(°C)	Time(min)	1	-25 \pm 2°C	30 \pm 3	2	Room Temp.	15	3	+105 \pm 2°C	30 \pm 3	4	Room Temp.	15
Phase	Temperature(°C)	Time(min)															
1	-25 \pm 2°C	30 \pm 3															
2	Room Temp.	15															
3	+105 \pm 2°C	30 \pm 3															
4	Room Temp.	15															
Humidity Resistance Test	Appearance: no damage Inductance: within $\pm 30\%$ of initial value.	Measured: 50 times Temperature: 40 \pm 2°C. Applied current: rated current. Duration: 500 hrs. Humidity: 90~95%															
High Temperature Resistance Test		Temperature: 105 \pm 2°C. Applied current: rated current. Duration: 500 hrs.															